

Facilities Study Session OE - 12

Presented by:
Julie Arthur, Executive Director
Facilities Planning & Development

December 17, 2024



Presentation Overview

**Outcomes – June 25, 2024,
Facilities Study Session**

Redevelopment Projects

Bond Projects

Developer Fee Projects

Presentation Overview Continued

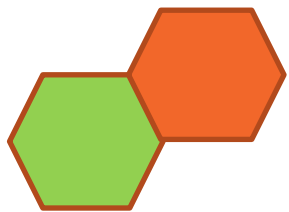
**ESSER Funded Capital
Projects**

**Measure S Bond Results
Prop. 2 State Bond Fund**


**James Workman Budget
Update**

Split-funded Project Budget

**Future Phase 2 - School
Modernization Phasing**



James Workman Middle
Modernization Schedule and
Budget Update



Cathedral City High
Modernization Schedule and
Budget Update



Bubbling Wells Elementary
Modernization Design Options



Bubbling Wells Elementary
Modernization Budget approved
8/13/2024 - \$89,931,268

June 25, 2024
Review &
Discussion

Redevelopment Projects

Projects	Board Approval Date	Status
1. Palm Springs H.S. Locker Room HVAC Replacement	6/27/2023	Construction
2. High School Field Lighting Design	1/24/2023	Complete
3. Palm Springs H.S. Stadium Lighting Replacement	1/24/2023	Complete
4. Security Cameras & Access Control – District-wide	1/24/2023	On-going
5. Rancho Mirage H.S. RACE Exterior Expansion	11/14/2023	Complete
6. Solar, battery storage & electric vehicle chargers	12/11/2018	On-going
7. District Administration Center Bldg. alteration fund	7/24/2018	On-going
8. Egress and Ingress Gate Improvements Desert Hot Springs H.S.	7/11/2023	Planning

Redevelopment Project Funds

Projects	Expense thru 6/30/2024	FY25 Budget	FY26 Budget	Project Budgets
1. High School Field Lighting	75,512	24,488	0	100,000
2. Palm Springs H.S. Stadium Lighting	621,802	878,198	0	1,500,000
3. DW - Cameras & Access Control	3,361,661	1,048,339	0	4,410,000
4. Rancho Mirage RACE Expansion	74,013	375,987	0	450,000
5. Solar, battery storage & EV chargers	2,529,663	1,870,337	0	4,400,000
6. DAC Alterations	33,326,172	173,828	0	33,500,000
7. Desert Hot Springs H.S. -Egress Gate Improvements		180,000	0	180,000
8. Palm Springs High School Locker Room HVAC Replacement	0	2,475,151	0	2,475.151
Estimated Total Project Amounts	\$ 39,988,823	\$ 7,026,328	0	\$47,015,151

Redevelopment Project Funds

Annual/On-going Expenses	Expenses thru 6/30/2024	FY25 Budget	FY26 Budget
Student technology devices 06 for Technology*	0	2,000,000	2,000,000
Restricted Routine Maintenance Account funds (3) RRMA	6,525,378	6,525,378	5,645,706
Communication tower maintenance (Airlinks)	144,000,	144,000	144,000
Lease Edom Hill antennas & ETIS POs	10,926	36,000	36,000
1000 Tahquitz lease	93,421	0	0
Minor Capital Project funds (MCP)	238,068	352,132	250,000
Estimated Total Annual Amounts	7,011,792	9,057,510	8,075,706

*Student technology devices currently purchased using ESSER/CARES Funds, projected to return to Redevelopment Funds in 24/25

Redevelopment Fund Balance

	Expensed as of 6/30/2024	FY25 Budget	FY26 Budget
Estimated Annual/On-going Amounts	7,011,792	9,057,510	8,075,706
Estimated Total of Project Amounts	39,990,483	7,026,328	0
Total Annual & Project Amounts	47,002,275	16,083,838	8,075,706
Projected Revenues		16,000,000	10,000,000
Net Change		(83,838)	1,924,294
Funding Source: Redevelopment	FY24	FY25	FY26
Fund Balance 6/30/24	29,779,405		
Estimated Fund Balance as of 6/30/2025		29,695,567	
Estimated Fund Balance as of 6/30/26			31,619,861

Measure E & I Bond Funds

February 2008 Bond \$516,000,000	Series	Authorized Amount	Total Bond Issued	Remaining Authorization
Measure E Nov. 2010	A	19,539,035	19,539,035	
Measure E Nov. 2010	B	110,000,000	129,539,035	
Measure E Nov. 2013	C	70,000,000	199,539,035	
Measure E July 2016	D	100,000,000	299,539,035	216,460,965
Voters approved reauthorization of Measure E into Measure I in 11/2016				
Measure I April 2021	A	118,000,000	118,000,000	98,460,965
Measure I May 2024	B	98,460,965	216,460,965	Zero

Bond Projects

Project Name	Board Approval Date	Status
1. Nellie Coffman Middle Locker-room upgrades	2/22/2022	99% Complete
2. Bubbling Wells Elementary Modernization Design	2/11/2020	Design
3. Della Lindley Elementary Modernization	2/11/2020	Construction
4. Landau Elementary Modernization	2/11/2020	Construction
5. Sunny Sands Elementary Modernization	2/11/2020	Construction
6. James Workman Middle Modernization	2/11/2020	Construction
7. Cathedral City High Modernization	2/11/2020	Construction
8. Update Facilities Master Plan	12/13/2016	On-going
9. MISC. Bond Costs – ongoing	5/24/2016	On-going

Bond Project Funds

Projects	EST. Expense thru 6/30/2024	FY25 Budget	FY26 Budget	FY27 Budget	Revised Project Budgets
1. Nellie Coffman Middle Locker-room upgrades	1,943,346	155,654	0	0	2,099,000
2. Bubbling Wells E.S. Modernization Design	144,049	1,763,995	1,000,000	891,956	3,800,000
3. Della S. Lindley E.S. Modernization	8,360,583	11,735,335	6,750,000	0	26,845,918
4. Landau E.S. Modernization – split funded Dev. Fees	11,195,944	23,938,786	20,000,000	11,665,585	66,800,315
5. Sunny Sands E.S. Modernization – split funded Dev. Fees	12,023,022	24,000,000	20,000,000	12,111,748	68,134,770
6. James Workman M.S. Modernization Inc. 1 & 2 split funded - OPSC & Dev. Fees	3,499,929	5,910,071	0	0	9,410,000

Bond Project Funds

Projects	Expense thru 6/30/2024	FY25 Budget	FY26 Budget	FY27 Budget	Project Budgets
7. Cathedral City High Modernization –split funded	3,600,792	10,000,000	30,000,0000	31,930,312	75,531,104
8. PSHS Locker Room & 800 Bldg. HVAC – moved to Redevelopment funds	274,849	0	0	0	274,849
9. Facilities Master Plan Update	327,282	122,718	0	0	450,000
10. On-going bond costs	444,977	110,000	50,000	50,000	654,977
Estimated Total Project Amounts	41,814,772	77,736,559	72,800,000	56,649,601	254,000,932

Bond Fund Projection

	As of 6/30/2024	FY 25 Budget	FY26 Budget	FY 27 Budget
Estimated Total Project Cost	41,814,772	77,736,560	77,800,000	58,649,601
Interest Revenues	6,256,081	3,000,000	1,500,000,	1,000,000
Total Bond Proceeds	98,028,775	0	0	0
Total Projected Revenues	103,784,403	3,000,000	1,500,000	1,000,000
Funding Source: Bond Funds		FY24	FY25	FY 26
Balance 6/30/2024	209,099,495			
Estimated Balance 6/30/2025		134,362,936		
Estimated Balance 6/30/2026			58,062,936	
Estimated Balance 6/30/2027				413,335

Developer Fees Project Funds

Projects	Expense thru 6/30/2024	FY25 Budget	FY26 Budget	FY27 Budget	Project Budgets
James Workman Middle Modernization split funded	8,742,966	12,257,034	0		21,000,000
Transitional Kinder Additions	452,016	7,547,984	2,000,000		10,000,000
Landau Elementary Modernization split funded	0	7,000,000	0		7,000,000
Sunny Sands Elementary Modernization split funded	0	7,000,000	0		7,000,000
Bubbling Wells Elementary Modernization split funded	0	0	0	7,000,000	7,000,000
Desert Hot Springs New Land				2,000,000	2,000,000
Est. Total Project Amounts	9,194,982	33,805,018	2,000,000	9,000,000	54,000,000

Developer Fees Annual/On-going Funds

Annual/On-going Expenses	Expense thru 6/30/2024	FY25 Budget	FY26 Budget	FY27 Budget
Salaries/Administrative Expenses	253,655	260,000	270,000	280,000
Consultant Agreements	82,962	90,000	100,000	100,000
Est. Total Annual Amounts	\$336,617	\$350,000	\$370,000	\$380,000

Developer Fees Fund Balance

	Expensed as of 6/30/2024	FY25 Budget	FY26 Budget	FY27 Budget
EST. Total of Annual/On-going expenses	336,617	350,000	370,000	380,000
EST. Total of Project Amounts	9,194,982	33,805,018	2,000,000	9,000,000
Total Annual & Project Amounts	9,531,599	34,155,018	2,370,000	9,380,000
Projected Revenues	8,626,037	5,000,000	3,500,000	3,000,000
Net Change	(905,562)	(29,155,018)	1,130,000	(6,380,000)
	FY24	FY25	FY26	FY27
Fund Balance 6/30/24	35,486,803			
EST. Balance as of 6/30/25		6,331,785		
EST. Balance as of 6/30/26			7,461,785	
EST. Balance as of 6/30/27				1,081,785

ESSER III Funded Projects

Project Name	CDE* Approval Date	Status
1. PSUSD High School Lighting Project	2/13/2023	Complete
2. Julius Corsini Elementary Shade Structure	3/09/2023	Complete
3. NCMS Portables HVAC Replacement	4/28/2023	Complete
4. CCHS Central Plant Replacement Inc. #1	3/09/2023	Construction
5. CVC Playground – Shade Improvements	5/18/2023	99% Complete
6. CVC New Restroom Building	5/18/2023	Complete

*California Department of Education

ESSER III Funds Deadline 1-28-25

District's ESSER Funded Capital Projects

Projects	Expense thru 6/30/2024	FY25 Budget	Project Budgets
High School Lighting Project	13,150,279	2,957,323	16,107,602
Julius Corsini ES Shade Structure	264,944	34,890	299,834
NCMS Wallpack HVAC Replacements	186,739	0	186,739
CCHS Central Plant and Roof Replacement (Increment 1 Mod)	10,093,261	16,884,955	26,978,216
Totals	23,695,223	19,877,168	\$ 43,572,391

ESSER III Funds Deadline 1-28-25

Cielo Vista Charter ESSER Funded Capital Projects

Projects	Expense thru 6/30/2024	FY25 Budget	Project Budgets
New Modular Restroom Building	48,017	602,738	650,755
CVC Playground – Shade Improvements	231,921	1,209,698	1,441,619
Total	279,938	1,812,436	\$ 2,548,997

ESSER III Funds Deadline 1-28-25

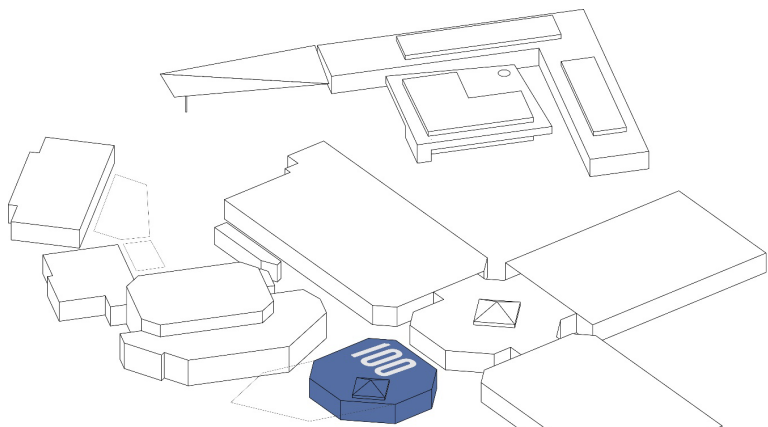
Split-funded Project Budgets

Project	Bond	Redevelop ment	Developer Fees	Esser III	Other	State Funding	Total Budget
High School Field Lighting & PSHS Stadium Lighting	0	1,600,000	0	15,684,468	0	0	17,284,468
Palm Springs H.S. Locker Room HVAC Replacement	274,849	2,475,151	0	0	0	0	2,750,000
Della S. Lindley E.S. Modernization	26,845,918		0	0	527,645	0	27,373,563
Landau E.S. Modernization	66,160,995	0	7,000,000	0	864,213	639,320	74,664,528
Sunny Sands E.S. Modernization	66,652,915	0	7,000,000	0	1,145,012	1,481,855	76,279,782
James Workman M.S. Modernization Inc. 1,2 & 3	9,410,000	0	21,000,000	0	2,800,651	19,540,000	52,750,651
Cathedral City H.S. Modernization	75,531,104	0	0	26,978,216	0	0	102,509,320
Totals	244,875,781	4,075,151	35,000,000	42,662,684	5,337,521	21,661,175	353,612,323


James Workman MS Inc. 3 Budget

Project	Budget	Measure E & I Bond	Developer Fees	Redevelopment Funds	Other Funds (ELOP)	State Funding
JWMS Modernization Inc. 3 Budget	52,750,651	9,410,000	21,000,000		2,800,651	19,540,000

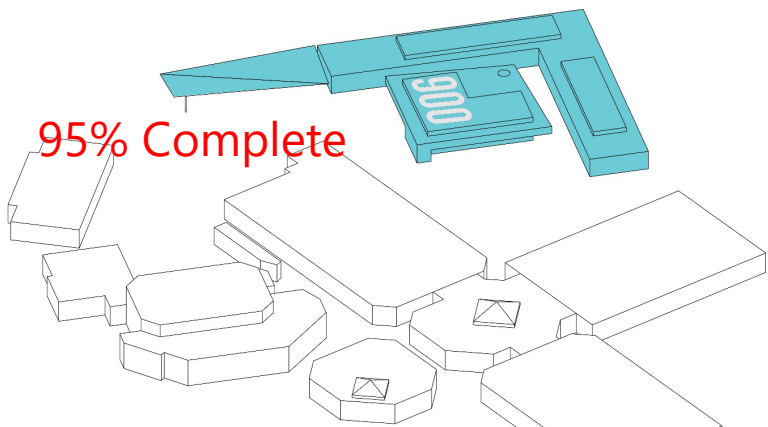
James Workman Middle School Modernization



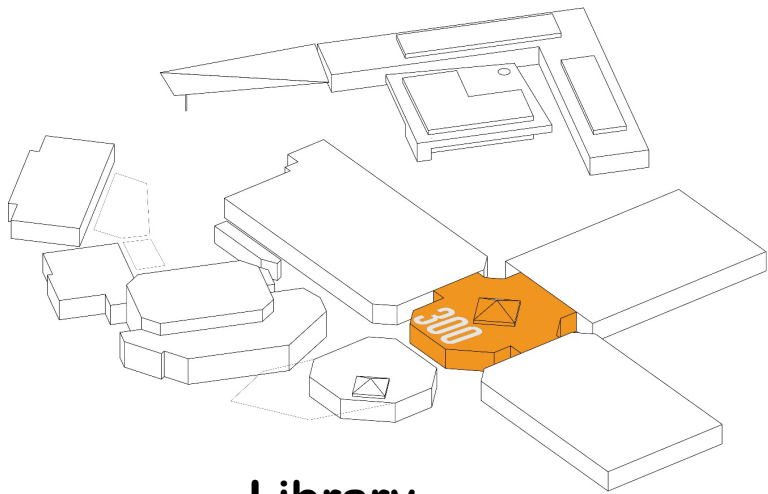
Administration



Classrooms



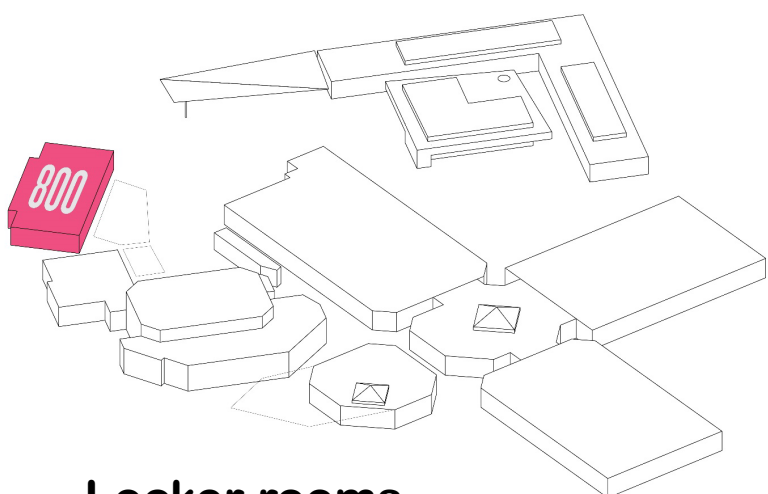
95% Complete
Portable replacement
– New Classrooms



Library



Kitchen / Music



Locker rooms

Palm Springs Unified School District JWMS Modernization Budget

Project Costs	Bernards Cost Estimate June 2024 Update	Bid Results
Sub-Contractor's Total	24,996,280	28,541,010
General Requirements 4.5%	1,071,716	-
Total Net Direct Cost	26,067,996	28,541,010
General Conditions 9%	2,382,615	2,608,648
Subcontractor Default Insurance	-	356,763
Contractor Fee 3.85%	1,095,349	1,219,700
Payment & Performance Bond	559,970	530,863
Builder's Risk	-	722,400
Total Construction Cost	\$30,105,930	\$33,979,384
Allowance	0	355,000
Construction Contingency 3%	0	856,230
Total Construction Costs	\$30,105,930	\$35,190,614
Soft Costs Increases	4,129,824	1,524,367
Furniture and Equipment	1,000,000	1,500,000
Total Project Budget	\$35,235,754	\$38,214,981
Current Budget funds	25,340,000	25,340,000
Increase required	\$ 9,895,754	\$ 12,874,981

James Workman MS Inc. 3 Budget

Project	Budget	Measure E & I Bond	Developer Fees	Redevelopment Funds	Other Funds (ELOP)	State Funding
JWMS Modernization Inc. 3 Budget	52,750,651	9,410,000	21,000,000		2,800,651	19,540,000
Budget Increase	12,875,000					
New Budget	65,625,651					
PSUSD Available Funds				5,875,000		7,000,000
JWMS Mod Inc. 3 Budget Funds	\$ 65,625,651	\$ 9,410,000	21,000,000	\$ 5,875,000	\$ 2,800,651	\$ 26,540,000
Current 2025 Available Funds		\$ 413,335	\$ 6,331,785	\$ 29,695,567	0	\$ 7,000,000

Palm Springs Unified School District JWMS Modernization Budget

Scope Reduction/Value Engineering	Bid Results
Total Construction Costs	\$ 35,190,614
Soft Costs Increases	1,524,367
Furniture and Equipment	1,500,000
Total Project Budget	\$ 38,214,981
Current Budget funds	25,340,000
Increase required:	12,874,981
Remove Admin Office from project	< 3,360,000>
Remove Restroom building from project (700 building)	< 970,000>
Reuse Existing Extron equipment	< 521,000>
Remove Shade Structure 1 at Building 100	< 740,000>
Remove Shade Structure 2 at lunch area	< 190,000>
Reuse Existing Video Surveillance system	< 97,000>
Total Scope Reduction/Value Engineering	< 5,878,000>
Budget Increase:	6,996,981

The increase of \$12,874,981 for the budget is needed to complete the entire scope of JWMS modernization. If only \$7M increase was approved, the below items can be removed or reuse existing systems at the school to reduce the budget.



Measure S \$465 Million




MEASURE S BOND PASSES

YES	74.5%	NO	25.46%
	47,400		16,186

California State School
Construction Funding Bond


Proposition 2:
School Bond

California Voters approved



Uses of Proposed Bond Funds
(In Billions)

Public School Facilities	\$8.5
Renovation of existing buildings	\$4.0
New construction (including buying land)	3.3
Facilities for career technical education programs	0.6
Charter schools	0.6
Community College Facilities	\$1.5
Total	\$10.0



MILESTONE \ PROJECT NAME		CURRENT & ACTIVE PROJECTS SUBMITTED TO OPSC OR PENDING SUBMITTAL										PROJECTS COMPLETED, BUT NOT YET STATE-FUNDED			TOTALS
		Bubbling Wells ES	Landau ES	Landau ES	Landau ES	Sunny Sands ES	Sunny Sands ES	Sunny Sands ES	Cathedral City HS	Della Lindley ES	James Workman MS	Desert Learning Academy	Nellie Coffman MS	Palm Springs HS	
GENERAL PROJECT INFO	Type of Project	Mod RIK	Mod RIK	NC	NC	Mod RIK	NC	NC	Mod	Mod	Mod	RIK	Mod S/L	Voluntary seismic	
	Fund Sources / Program	Mod	Mod	NC	CA PS TK K	Mod	NC	CA PS TK K	Mod	Mod	Mod	SMP	Mod	Mod	
OPSC REVIEW & APPROVAL	Funding Application Submittal Date	Pending	Pending	4.29.22 / 2.27.23	4.29.22 / 2.27.23	Pending	4.29.22	4.29.22	Pending	10.3.23	Pending	5.24.24	3.22.24	2.1.22	
	OPSC Application Number		57/67173-00-017	50/67173-00--017	70/67173-00-003	57/67173-00-018	50/67173-00-018	70/67173-00-001	57/673-00	57/67173-00-014	57-67173-00	51/67173-00-003	51/67173-00-015	57/67173-00-013	
	SAB Apportionment Date				9.27.23			11.28.22				9.25.24			
ESTIMATED GRANT & MATCH	State Grant or <i>Estimated</i> ^[1]	\$4,589,637	\$4,398,681	\$6,644,225	\$3,279,608	\$6,176,936	\$8,122,687	\$1,481,855	\$15,534,801	\$4,300,000	\$9,722,302	\$3,217,855	\$1,108,373	\$18,957,302	\$87,534,262
	Required District Match or <i>Estimated</i> ^[1]	\$3,059,758	\$2,932,454	\$3,986,535	\$1,093,203	\$4,065,337	\$5,873,612	\$493,951	\$10,356,534	\$2,866,667	\$6,481,535	\$5,000,000	\$738,915	\$12,638,202	\$52,886,923
STATUS	Next Milestone	Pending Drawings from Architect	Pending CDE Approval (SFPD 414)	Pending CDE Approval (SFPD 4.07)	\$639,320 in design released	Pending CDE Approval (SFPD 414)	Pending CDE Approval (SFPD 4.07)	\$292,460 in design released	Pending Drawings from Architect	Pending OPSC Review	Pending CDE Approval	Pending OPSC	Pending ADA/FLS checklist approval	Pending OPSC review	
	Estimated Apportionment Date ^[2]	Early 2028	Fall 2027	Fall 2027	Constr \$2,640,288: Summer 2024	Fall 2027	Fall 2027	Constr \$1,189,395: Summer 2024	Early 2028	Winter 2026	Fall 2027	Early 2025	Fall 2027	Summer 2025	

Projected State Matching Funds by Year		
2025	\$18,957,302	PSHS
2026	\$4,300,000	DLES
2027	\$36,173,204	LES, SSES, NCMS, JWMS
2028	\$20,124,438	CCHS, BWES

\$79,554,944



Future Modernization Projects – With Passage Measure S bond

Final Phase I Project budget:	
Bubbling Wells Elementary Modernization - 1992	Requires Measure S funds
Second Phase of Modernization Projects	Phasing Order
Desert Springs Middle School – 1993	
Mount San Jacinto High – 1995	
Vista del Monte Elementary – 1996 (1962)	
Cielo Vista Charter K – 8 – 1996 (1958)	
Rancho Mirage Elementary – 1996 (1968)	



Thank you