

**Budget vs. Commitments and Expenditures
 as of 09-30-2024**

School Name/Project Name	Total Budget	Total Commitments	% Budget Committed	Expenditures to Date	% Budget Spent	Remaining Balance
Bubbling Wells MOD Design						
MEASURE E	38,156	38,156	100.0%	38,156	100.0%	-
MEASURE I	3,761,844	3,744,689	99.5%	105,892.91	2.8%	3,655,951
Total	no change since June 3,800,000	3,782,845		144,049		3,655,951
Cathedral City High School MOD Design						
MEAS E - 4,531,721 incl. \$2,031,721 from Fire Alarms Phase 2	3,505,402	3,505,402	100.0%	3,505,402	100.0%	0
MEAS I = \$71,000,000	72,025,702	21,658,393	30.1%	119,640	0.2%	71,906,062
ESSER III & School Facilities Program Grant = 21,000,000	26,978,216	26,594,887	98.6%	12,045,946	44.7%	14,932,270
Total Budget	102,509,320	51,758,682		15,670,988		86,838,332
Della S. Lindley MOD Design						
MEAS E - 2,454,456 incl. \$623,563 from Fire Alarm Phase 2	4,370,331	4,370,331	100.0%	4,370,331	100.0%	-
MEAS I - \$17419107.04	22,475,587	21,183,512	94.3%	4,075,474	18.1%	18,400,113
General Fund	527,645	527,645	100.0%	527,645	100.0%	-
Total	27,373,563	26,081,488.00		8,973,450.00		18,400,113
DLA 500 Building						
Measure E - \$1,200,000 prev. part of PSHS Seismic	1,200,000	1,200,000	100.0%	1,200,000	100.0%	-
Developer Fees - \$11,300,000	11,300,000	11,499,013	101.8%	11,171,773	98.9%	128,227
General Fund	326,323	326,323	100.0%	326,323	100.0%	-
Fund 40-0000	674,695	674,695	100.0%	354,173	52.5%	320,522
	13,501,018	13,700,031.00		13,052,269.00		448,749
Facilities Master Plan						
MEASURE E - no billings since 6/30/2023	450,000	335,520	74.6%	327,282	72.7%	122,718
James Workman MOD						
Measure E	2,509,808	2,509,808	100.0%	2,509,808	100.0%	-
Measure I	6,900,192	1,108,817	16.1%	991,861		5,908,331
Fund 40 - OPSC Closed-Out Project Reimbursements	19,540,000	0	0.0%	-		-
Fund 40 - Deferred Maintenance	12,450	12,450	100.0%	12,450		-
03 - General Fund	2,800,651	2,800,651	100.0%	2,800,651		0
Developer Fees - New Classroom Building only	18,199,349	18,199,349	100.0%	11,124,265	61.1%	7,075,084
Total	49,962,450	24,631,076		17,439,035		12,983,415
Landau MOD						
MEASURE E - incl. \$554,824 from Fire Alarms PH 2	3,597,741	3,597,741	100.0%	3,597,741	100.0%	-
MEASURE I	62,563,254	61,981,047	99.1%	12,589,839	20.1%	49,973,415
General Fund	864,213	864,213	100.0%	864,213	100.0%	-
Developer Fees	7,000,000	-	0.0%	-	0.0%	7,000,000
TK-State Grant	639,320	242,768	38.0%	94,896	14.8%	544,424
Total	74,664,528	66,685,769		17,146,689		57,517,839
Nellie Coffman Locker Room Upgrades						
MEASURE E	1,864,846	2,022,602	108.5%	1,871,169	100.3%	(6,323)
MEASURE I	234,154	-		78,500		155,654
	2,099,000	2,022,602		1,949,669		149,331
Palm Springs High School Locker Room HVAC						
MEASURE E	169,290	169,290	100.0%	169,290	100.0%	-
MEASURE I	105,559	105,559	100.0%	105,559	100.0%	-
Fund 40 - Redevelopment	2,475,151.00	-	0.0%	-	0.0%	2,475,151
	no change since June 2,750,000.00	274,849		274,849		2,475,151
Sunny Sands MOD Design						
MEAS E - \$1,591,309 incl. \$591,309 from Fire Alarms Phase 2	4,584,689	4,584,689	100.0%	4,584,689	100.0%	-
MEAS I - \$38,215,000	62,068,226	53,047,479	85.5%	12,717,872	20.5%	49,350,354
General Fund	1,145,012	1,145,012	100.0%	1,145,012		-
Developer Fees	7,000,000	7,000,000	100.0%	-		-
School Facilities Project Grant - TK Design grant	1,481,855	1,481,855	100.0%	134,356	9.1%	1,347,499
	76,279,782	67,259,035	88.2%	18,581,929	24.4%	50,697,853
Measure E	Totals 22,290,263	22,333,539	100.2%	22,173,867	99%	116,395
Measure I	Totals 230,028,959	162,723,938	70.7%	30,679,080	13%	199,349,880
Other funding sources	Totals 100,964,879	71,368,861	70.7%	40,601,702	40%	33,823,177
Grand Total - all funding sources	353,284,101	256,426,337		93,454,650		233,289,451

EXPENDITURE WORKSHEET

Detailed Listing of Project Expenditures (SAB 184a)

Page 1 of 1

School District:	County:	Project Number:	Report Number:
Palm Springs Unified School District	Riverside	Project Name: Cathedral City High School - CCHS MOD (CCHS MOD)	

Project Warrant Report (SAB 184a)

Date	Payee	Warrant Number	Fund Code	Object Code	Site (A)	Planning (B)	Construction (C)	Testing (D)	Inspection (E)	Furn' & Equip' (F)	Description / Purpose
08/14/24	DLR Group /Baker Nowicki	14920272	06	6210		39,771.19					Constr. Admin. 15% complete
09/12/24	DLR Group /Baker Nowicki	14946004	06	6210		42,663.64					Agency 100% complete, Constr. Admin. 17.75% complete
09/16/24	Wilson Trucking	14949367	21	6250		800.00					transport shipping container from NNC to CCHS for storage during construction
08/08/24	THE SOLIS GROUP	14915684	06	6260			2,278.00				Labor Compliance July 2024
09/11/24	THE SOLIS GROUP	14945352	06	6260			2,278.00				Labor Compliance August 2024
09/18/24	West Coast Air Conditioning INC	14951773	06	6270			1,975,893.25				Pay APP#3 Chiller & Roofing
07/22/24	West Coast Air Conditioning INC	14902138	21	6272			16,300.00				Phasing 100% complete, warrant #14902138, 7/22/2024
07/22/24	West Coast Air Conditioning INC	14902138	21	6272			7,150.00				Budgeting 100% complete
09/20/24	EARTH SYSTEMS PACIFIC FORMERLY EARTH SYSTEMS SOUTHWEST	14954368	06	6280				3,705.00			Material Inspections & Testing Roofing & Chiller Project - August 24
08/19/24	STEPHEN PAYTE DSA INSPECTIONS, INC.	14924411	06	6290					18,400.00		DSA Inspections Chiller&Roofing July 24
09/16/24	STEPHEN PAYTE DSA INSPECTIONS, INC.	14949368	06	6290					21,620.00		DSA Inspections Chiller&Roofing August 24
Totals					-	83,234.83	2,003,899.25	3,705.00	40,020.00	-	Total Project Costs: 2,130,859.08

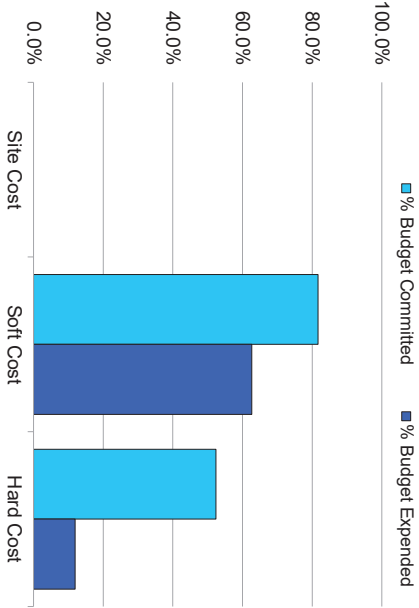


Cathedral City High School - CCHS MOD (CCHS MOD)

Summary Status

Description	Budgeted	Committed	Expended
Site Cost	-	-	-
Soft Cost	8,924,900	7,288,740	5,592,128
Hard Cost	84,455,716	44,237,779	10,078,860
Contingency	9,128,704	-	-
Total	102,509,320	51,526,519	15,670,988
Budgeted Hard Cost 82.4%			

Progress



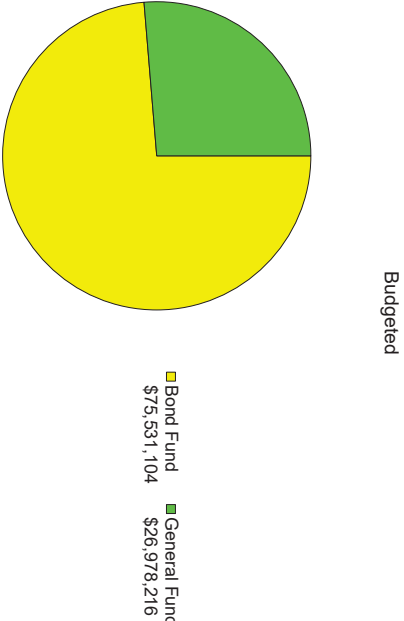
Budget Status

Initial Amount	2,500,000
Approved Changes	94,471,820
Pending Changes	5,537,500
Total	102,509,320
Budgeted Contingency 8.9%	

Committed Status

Initial Contracted AMT	45,731,867
Contract Changes	5,794,652
Total	51,526,519
Budget Committed 50.3%	

Funding Sources



Expenditure Status

Paid	15,670,988
Total	15,670,988
Budget Expended 15.3%	

Construction Contract Status

Contract Name	Initial AMT	Current AMT	% Chng	Pending Changes	Work in Place	% Cmpit	CCD Date	NOC Date
West Coast Air - C4761	2,029,073	2,029,073	0.0%	-	1,899,938	93.6%	09/13/2024	
West Coast Air - C4909	22,140,853	22,140,853	0.0%	(1,315,098)	8,174,366	36.9%	12/31/2024	
West Coast Air - C4923	20,045,073	20,045,073	0.0%	(929,433)	-	0.0%	12/31/2026	
Total	44,214,999	44,214,999	0.0%	(2,244,531)	10,074,304	22.8%		

EXPENDITURE WORKSHEET

Detailed Listing of Project Expenditures (SAB 184a)

Page 1 of 1

School District:	County:	Project Number:	Report Number:
Palm Springs Unified School District	Riverside	Project Name: Desert Learning Academy - DLA 500 BLDG (DLA 500 BLDG)	

Project Warrant Report (SAB 184a)

Date	Payee	Warrant Number	Fund Code	Object Code	Site (A)	Planning (B)	Construction (C)	Testing (D)	Inspection (E)	Furn' & Equip' (F)	Description / Purpose
08/16/24	Orbach Huff & Henderson, LLP	14922294	25	5810		528.00					Construction Dispute - July 24
09/24/24	Orbach Huff & Henderson, LLP	14958230	25	5810		495.00					Construction Dispute - August 24
07/30/24	Burgess Moving & Storage	14907573	21	6250		5,300.00					moving labor
09/12/24	PACIFIC WESTERN BANK	14946085	21	6270			2,664.75				Escrow for Pay Application #20
09/16/24	R.C. Construction Services INC	14949324	21	6270			50,630.15				Pay Application #20 Phase 2 Construction
07/16/24	Desert Elite Electric & Construction	14897056	21	6298			2,811.00				Install new ball valves and pressure regulator
07/17/24	CDW GOVERNMENT	FT00000045	40	6298			39,163.91				AV equipment, warrant 14890992, FY25 per ETIS
07/17/24	CDW GOVERNMENT	FT00000045	40	6298			180.06				use tax for invoice SC77525
08/16/24	CDW GOVERNMENT	14922171	40	6298			19,095.35				AV equipment
08/16/24	CDW GOVERNMENT	14922174	40	6298			1,112.06				AV equipment
08/16/24	CDW GOVERNMENT	14922177	40	6298			1,196.35				AV Equipment
08/28/24	CDW GOVERNMENT	FT00000320	40	6298			10.63				0.5% use tax for invoice SR72075
09/09/24	CDW GOVERNMENT	14941964	40	6298			5,646.73				AV equipment
09/16/24	CDW GOVERNMENT	14949378	40	6298			4,896.33				AV equipment
09/20/24	EARTH SYSTEMS PACIFIC FORMERLY EARTH SYSTEMS SOUTHWEST	14954353	25	6280				870.00			Testing & Inspections - August 24
09/26/24	EARTH SYSTEMS PACIFIC FORMERLY EARTH SYSTEMS SOUTHWEST	14960934	25	6280				2,280.00			Testing & Inspections - June-July 24
08/16/24	STEPHEN PAYTE DSA INSPECTIONS, INC.	14922257	25	6290					3,196.00		DSA Inspections - July 2024 - no further cost for BLDG 300 & 400
09/16/24	STEPHEN PAYTE DSA INSPECTIONS, INC.	14949373	25	6290					1,598.00		DSA Inspections - August 24
09/12/24	CDW GOVERNMENT	14946038	40	4300						1,782.22	E-Sports Equipment under \$500.00 each
09/18/24	CDW GOVERNMENT	FT00000490	40	4300						8.06	use tax for invoice AA1F8Q
08/14/24	CDW GOVERNMENT	14920253	40	4400						6,489.45	E-Sports Equipment over \$500.00 each
Totals					-	6,323.00	127,407.32	3,150.00	4,794.00	8,279.73	Total Project Costs: 149,954.05

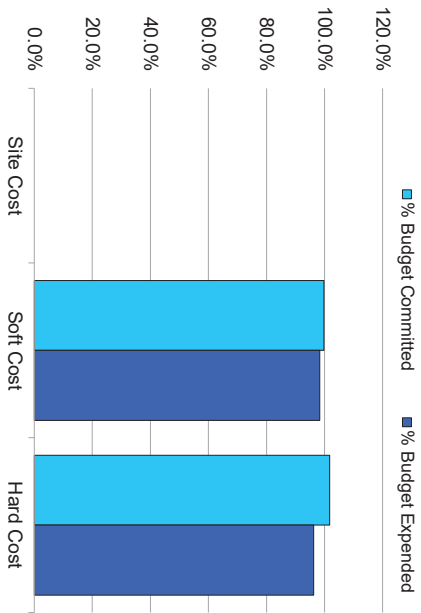


Desert Learning Academy - DLA 500 BLDG (DLA 500 BLDG)

Summary Status

Description	Budgeted	Committed	Expended
Site Cost	-	-	-
Soft Cost	1,589,956	1,586,254	1,563,302
Hard Cost	11,940,479	12,147,204	11,488,967
Contingency	(29,417)	-	-
Total	13,501,018	13,733,458	13,052,269
Budgeted Hard Cost	88.4%		

Progress



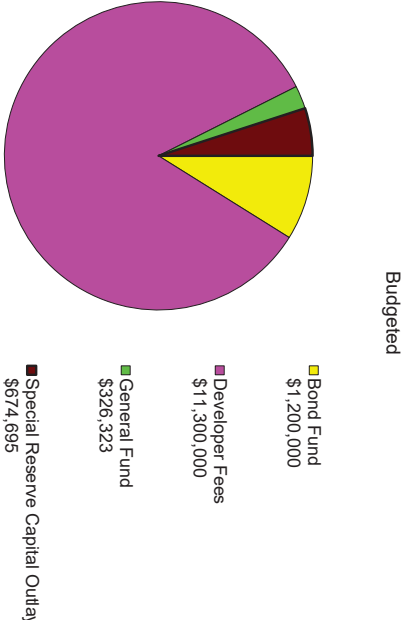
Budget Status

Initial Amount	5,200,000
Approved Changes	8,301,018
Pending Changes	-
Total	13,501,018
Budgeted Contingency	-0.2%

Committed Status

Initial Contracted AMT	12,530,592
Contract Changes	1,202,866
Total	13,733,458
Budget Committed	101.7%

Funding Sources



Expenditure Status

Paid	13,052,246
In Process for PMT	23
Total	13,052,269
Budget Expended	96.7%

Construction Contract Status

Contract Name	Initial AMT	Current AMT	% Chng	Pending Changes	Work in Place	% Cmpit	CCD Date	NOC Date
Desert Concepts - INCR.1	990,571	1,007,523	1.7%	-	1,007,523	100.0%	10/01/2022	
R Dependable - INCR.2	30,591	30,591	0.0%	-	30,591	100.0%	07/20/2022	
R.C. Construction	9,401,000	9,631,356	2.5%	(20,370)	9,446,151	98.1%	12/28/2023	
Total	10,422,162	10,669,469	2.4%	(20,370)	10,484,265	98.3%		

EXPENDITURE WORKSHEET

Detailed Listing of Project Expenditures (SAB 184a)

Page 1 of 1

School District:	County:	Project Number:	Report Number:
Palm Springs Unified School District	Riverside	Project Name: Della S Lindley - DSL Modernization (DSL MOD)	

Project Warrant Report (SAB 184a)

Date	Payee	Warrant Number	Fund Code	Object Code	Site (A)	Planning (B)	Construction (C)	Testing (D)	Inspection (E)	Furn' & Equip' (F)	Description / Purpose
08/08/24	PBK ARCHITECTS, INC.	14915677	21	6210		18,300.20					Constr. Admin. 30% complete
09/04/24	PBK ARCHITECTS, INC.	14938697	21	6210		19,099.71					Constr. Admin. 35% complete
08/06/24	DIVISION OF STATE ARCHITECT	14913581	21	6220		4,356.36					addl. DSA fees for Restroom IH
07/24/24	Burgess Moving & Storage	14903905	21	6250		144.00					Library Cart Rental
07/31/24	Burgess Moving & Storage	14909670	21	6250		1,596.00					Library Move Labor 7/19/2024 and cart rental - July 2024
08/14/24	Burgess Moving & Storage	14900270	21	6250		11,890.00					Moving services for July 29-30, 2024
09/11/24	CDW GOVERNMENT	14945294	21	6298			25,379.84				8 Viewsonic Viewboards, 8 Viewonic Slot-in PC, Recycle fees
09/30/24	CDW GOVERNMENT	14965582	21	6298			6,020.55				8 Spectrum BBX 400 Adj. Mount
09/09/24	EARTH SYSTEMS PACIFIC FORMERLY EARTH SYSTEMS SOUTHWEST	14942377	21	6280				8,072.00			Material Testing & Inspection - July 2024
09/20/24	EARTH SYSTEMS PACIFIC FORMERLY EARTH SYSTEMS SOUTHWEST	14954352	21	6280				4,471.00			Material Testing & Inspections - August 2024
08/16/24	STEPHEN PAYTE DSA INSPECTIONS, INC.	14922256	21	6290					17,710.00		DSA Inspections - JUL 24
09/16/24	STEPHEN PAYTE DSA INSPECTIONS, INC.	14949325	21	6290					19,320.00		DSA Inspections - AUG 24
Totals					-	55,386.27	31,400.39	12,543.00	37,030.00	-	Total Project Costs: 136,359.66

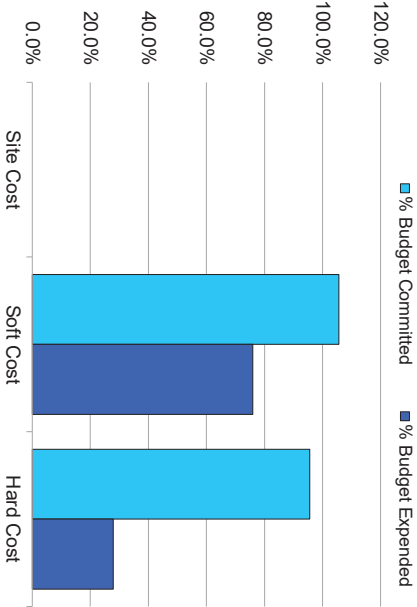


Della S Lindley - DSL Modernization (DSL MOD)

Summary Status

Description	Budgeted	Committed	Expended
Site Cost	-	-	-
Soft Cost	2,977,970	3,146,877	2,263,503
Hard Cost	24,028,201	22,970,368	6,709,946
Contingency	367,392	-	-
Total	27,373,563	26,117,245	8,973,450
Budgeted Hard Cost	87.8%		

Progress



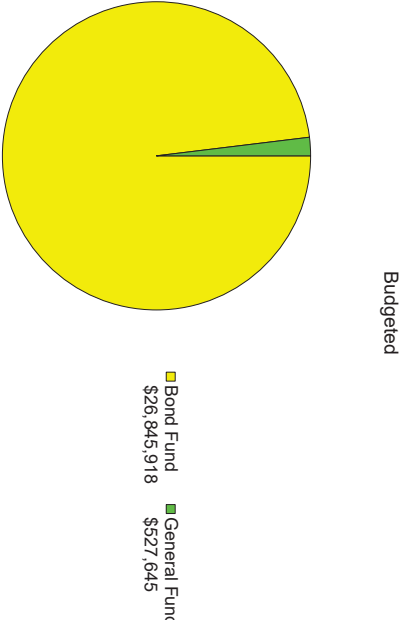
Budget Status

Initial Amount	1,000,000
Approved Changes	26,373,563
Pending Changes	-
Total	27,373,563
Budgeted Contingency	1.3%

Committed Status

Initial Contracted AMT	24,827,350
Contract Changes	1,289,895
Total	26,117,245
Budget Committed	95.4%

Funding Sources



Expenditure Status

Paid	8,915,002
Construction Withholds	58,448
Total	8,973,450
Budget Expended	32.8%

Construction Contract Status

Contract Name	Initial AMT	Current AMT	% Chng	Pending Changes	Work in Place	% Cmpit	CCD Date	NOC Date
West Coast Air - C0004762	855,842	855,842	0.0%	-	855,842	100.0%	09/13/2024	
West Coast Air - C0004768	1,168,950	1,092,953	-6.5%	(131,580)	1,023,920	93.7%	12/31/2023	
West Coast Air - C0004850	20,531,238	20,531,238	0.0%	(2,275,796)	4,693,409	22.9%	09/12/2025	
Total	22,556,030	22,480,033	-0.3%	(2,407,376)	6,573,170	29.2%		

EXPENDITURE WORKSHEET

Detailed Listing of Project Expenditures (SAB 184a)

Page 1 of 1

School District:	County:	Project Number:	Report Number:
Palm Springs Unified School District	Riverside	Project Name: James Workman Middle School - JWMS MOD (JWMS MOD)	

Project Warrant Report (SAB 184a)

Date	Payee	Warrant Number	Fund Code	Object Code	Site (A)	Planning (B)	Construction (C)	Testing (D)	Inspection (E)	Furn' & Equip' (F)	Description / Purpose
08/16/24	DLR Group /Baker Nowicki	14922273	25	6210		19,520.87					Constr. Admin. 27.5% complete
09/16/24	DLR Group /Baker Nowicki	14949321	25	6210		28,039.08					Bidding 100% complete, Constr. Admin. 30.25% complete
08/01/24	RIVERSIDE CO ENVIRONMENTAL HEALTH	14910463	25	6250		885.00					Appl. Fee for review of food facility construction
08/08/24	MBO INC	14915710	25	6250		1,099.67					Construction Phase 35.87% complete
09/03/24	DEPART. OF TOXIC SUBSTANCE CONTROL	FT00000407	25	6250		968.67					DTSC Fees, warrant #14924405 8/19/2024
09/09/24	MBO INC	14941955	25	6250		1,099.67					Construction Phase 45.65% complete
09/18/24	DEPART. OF TOXIC SUBSTANCE CONTROL	14951786	21	6250		1,741.03					DTSC Fees
08/14/24	BERNARDS GMP	14920279	25	6270			1,833,767.00				Pay Application #9 for INCR 1&2
09/16/24	BERNARDS GMP	14949320	25	6270			1,238,287.00				Pay APP #10 for INCR. 1&2
09/05/24	EARTH SYSTEMS PACIFIC FORMERLY EARTH SYSTEMS SOUTHWEST	14940184	25	6280				4,805.00			T&I July 2024 - INCR, 2
09/20/24	EARTH SYSTEMS PACIFIC FORMERLY EARTH SYSTEMS SOUTHWEST	14954349	25	6280				4,521.00			T&I August 2024 - INCR.2
09/16/24	STEPHEN PAYTE DSA INSPECTIONS, INC.	14949355	25	6290					34,736.00		DSA Inspections - July 24
Totals					-	53,353.99	3,072,054.00	9,326.00	34,736.00	-	Total Project Costs: 3,169,469.99

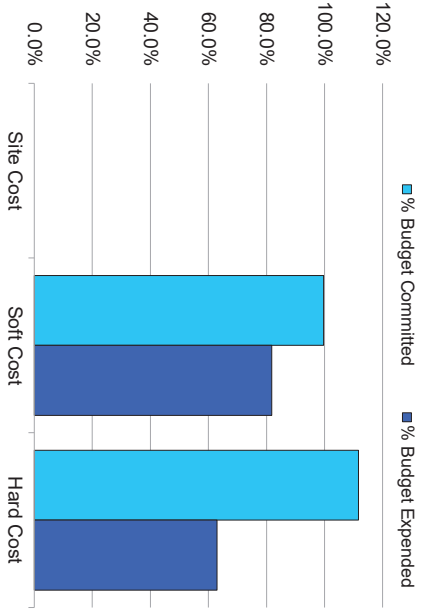


James Workman Middle School - JWMS MOD (JWMS MOD)

Summary Status

Description	Budgeted	Committed	Expended
Site Cost	-	-	-
Soft Cost	4,227,628	4,216,217	3,459,355
Hard Cost	22,200,000	24,785,663	13,979,680
Contingency	23,534,822	-	-
Total	49,962,450	29,001,879	17,439,035
Budgeted Hard Cost	44.4%		

Progress



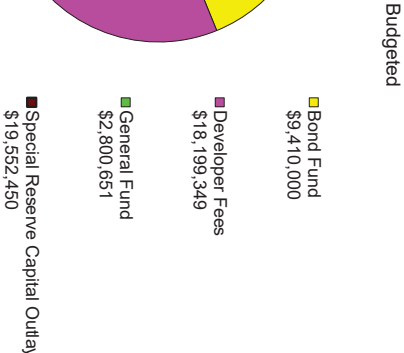
Budget Status

Initial Amount	2,000,000
Approved Changes	47,962,450
Pending Changes	-
Total	49,962,450
Budgeted Contingency	47.1%

Committed Status

Initial Contracted AMT	24,943,739
Contract Changes	4,058,140
Total	29,001,879
Budget Committed	58.0%

Funding Sources



Expenditure Status

Paid	16,619,857
Construction Withholds	819,178
Total	17,439,035
Budget Expended	34.9%

Construction Contract Status

Contract Name	Initial AMT	Current AMT	% Chng	Pending Changes	Work in Place	% Cmpit	CCD Date	NOC Date
BERNARDS - C0004736	21,982,372	21,982,372	0.0%	(1,466,855)	13,977,040	63.6%	03/31/2025	
Total	21,982,372	21,982,372	0.0%	(1,466,855)	13,977,040	63.6%		

EXPENDITURE WORKSHEET

Detailed Listing of Project Expenditures (SAB 184a)

Page 1 of 1

School District:	County:	Project Number:	Report Number:
Palm Springs Unified School District	Riverside	Project Name: Landau Elementary School - LAN MOD (LAN MOD)	

Project Warrant Report (SAB 184a)

Date	Payee	Warrant Number	Fund Code	Object Code	Site (A)	Planning (B)	Construction (C)	Testing (D)	Inspection (E)	Furn' & Equip' (F)	Description / Purpose
08/08/24	PBK ARCHITECTS, INC.	14915676	21	6210		23,565.91	1,684,448.00 1,255,626.00	36,503.81	18,040.00 19,140.00	(1,565.00)	Constr. Admin. 15% complete
09/04/24	PBK ARCHITECTS, INC.	14938691	21	6210		17,234.49					Constr. Admin. 18% complete
08/08/24	Burgess Moving & Storage	14915687	21	6250		1,185.00					Moving labor from CR 17 to CR43
09/03/24	DEPART. OF TOXIC SUBSTANCE CONTROL	FT00000407	21	6250		4,003.09					DTSC Fees, warrant #14924407 8/19/2024
09/04/24	CITY OF CATHEDRAL CITY	14938676	21	6250		46,040.00					Permit Fee For Construction Entrance 9/1/24 - 8/31/2025
08/08/24	BERNARDS GMP	14915672	21	6270							Construction through 7/31/2024
09/16/24	BERNARDS GMP	14949318	21	6270							Construction through 8/31/2024
09/09/24	MTGL, INC.	14941925	21	6280							Material Testing & Inspection - July 24 - inv. was short paid by 10 cents
08/14/24	Vital Inspection Services INC	14920285	21	6290							DSA Inspections for MOD - July 24
09/16/24	Vital Inspection Services INC	14949331	21	6290			DSA Inspections for MOD - August 24				
09/17/24	DIVISION OF STATE ARCHITECT	FT00000481	21	4300							move expense to SS
Totals					-	92,028.49	2,940,074.00	36,503.81	37,180.00	(1,565.00)	Total Project Costs: 3,104,221.30

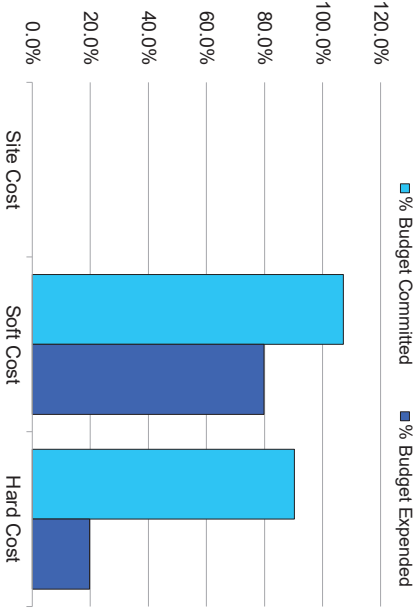


Landau Elementary School - LAN MOD (LAN MOD)

Summary Status

Description	Budgeted	Committed	Expended
Site Cost	-	-	-
Soft Cost	4,543,407	4,869,056	3,626,684
Hard Cost	68,517,006	61,900,112	13,520,006
Contingency	1,604,115	-	-
Total	74,664,528	66,769,168	17,146,689
Budgeted Hard Cost 91.8%			

Progress



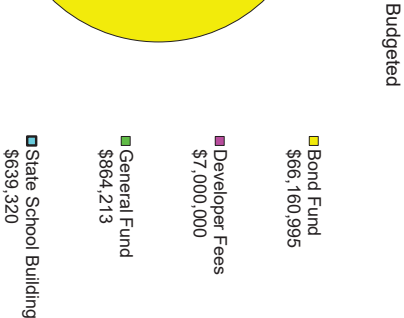
Budget Status

Initial Amount	1,000,000
Approved Changes	73,664,528
Pending Changes	-
Total	74,664,528
Budgeted Contingency 2.1%	

Committed Status

Initial Contracted AMT	65,838,258
Contract Changes	930,910
Total	66,769,168
Budget Committed 89.4%	

Funding Sources



Expenditure Status

Paid	15,431,044
In Process for PMT	14,600
Construction Withholds	1,701,045
Total	17,146,689
Budget Expended 23.0%	

Construction Contract Status

Contract Name	Initial AMT	Current AMT	% Chng	Pending Changes	Work in Place	% Cmpit	CCD Date	NOC Date
BERNARDS - C0004738 IH	3,043,710	2,446,720	-19.6%	-	2,446,720	100.0%	12/31/2023	09/04/2024
BERNARDS - C0004901	59,417,842	59,417,842	0.0%	(3,247,929)	11,039,301	18.6%	02/24/2027	
Total	62,461,552	61,864,562	-1.0%	(3,247,929)	13,486,021	21.8%		

EXPENDITURE WORKSHEET

Detailed Listing of Project Expenditures (SAB 184a)

School District: Palm Springs Unified School District				County: Riverside		Project Number: Project Name: Nellie Coffman Middle School - NNC Locker Room Upgrades (NNC LR UPG)				Report Number:	
Project Warrant Report (SAB 184a)											
Date	Payee	Warrant Number	Fund Code	Object Code	Site (A)	Planning (B)	Construction (C)	Testing (D)	Inspection (E)	Furn' & Equip' (F)	Description / Purpose
08/16/24	SGH Architects	14922236	21	6210		2,240.00					Constr. Admin. 100% complete
09/10/24	SGH Architects	14943530	21	6210		2,800.00					Closeout - 25% complete
09/09/24	EARTH SYSTEMS PACIFIC FORMERLY EARTH SYSTEMS SOUTHWEST	14942376	21	6280				890.00			TI June&July 24
Totals					-	5,040.00	-	890.00	-	-	Total Project Costs: 5,930.00

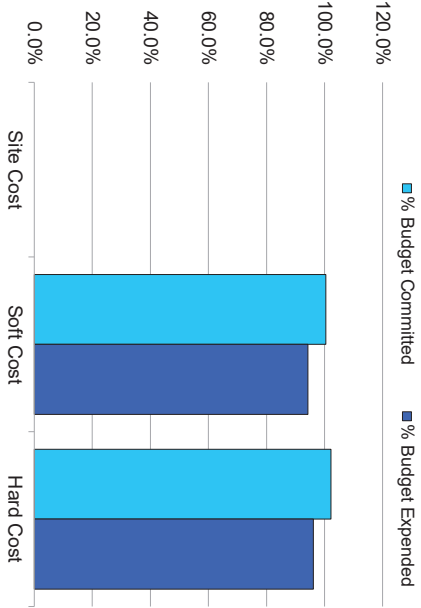


Nellie Coffman Middle School - NNC Locker Room Upgrades (NNC LR UPG)

Summary Status

Description	Budgeted	Committed	Expended
Site Cost	-	-	-
Soft Cost	366,607	368,162	345,768
Hard Cost	1,668,890	1,706,705	1,603,900
Contingency	63,503	-	-
Total	2,099,000	2,074,868	1,949,668
Budgeted Hard Cost 79.5%			

Progress



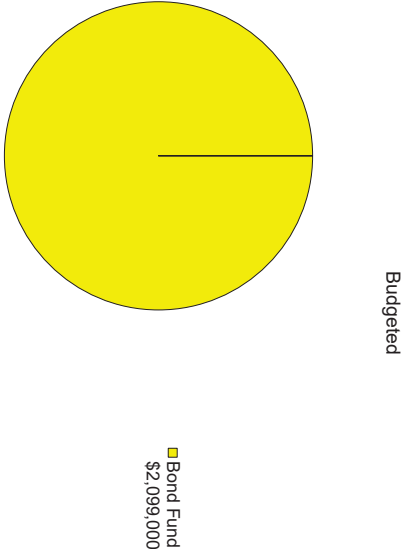
Budget Status

Initial Amount	2,000,000
Approved Changes	99,000
Pending Changes	-
Total	2,099,000
Budgeted Contingency 3.0%	

Committed Status

Initial Contracted AMT	2,047,255
Contract Changes	27,612
Total	2,074,868
Budget Committed 98.9%	

Funding Sources



Expenditure Status

Paid	1,871,168
District Held Retentions	78,500
Total	1,949,668
Budget Expended 92.9%	

Construction Contract Status

Contract Name	Initial AMT	Current AMT	% Chng	Pending Changes	Work in Place	% Cmpit	CCD Date	NOC Date
R Dependable Constr.	1,668,890	1,668,890	0.0%	(78,968)	1,570,005	94.1%	04/06/2024	
Total	1,668,890	1,668,890	0.0%	(78,968)	1,570,005	94.1%		

EXPENDITURE WORKSHEET

Detailed Listing of Project Expenditures (SAB 184a)

Page 1 of 1

School District:	County:	Project Number:	Report Number:
Palm Springs Unified School District	Riverside	Project Name: Sunny Sands Elementary School - SS MOD - PH1 (SS MOD)	

Project Warrant Report (SAB 184a)

Date	Payee	Warrant Number	Fund Code	Object Code	Site (A)	Planning (B)	Construction (C)	Testing (D)	Inspection (E)	Furn' & Equip' (F)	Description / Purpose
08/08/24	PBK ARCHITECTS, INC.	14915679	21	6210		23,465.29					Constr. Admin. 15% complete
09/04/24	PBK ARCHITECTS, INC.	14938692	21	6210		18,505.86					Constr. Admin. 18% complete
09/17/24	DIVISION OF STATE ARCHITECT	FT00000481	21	6220		1,565.00					Prior Year - DSA Fees for Interim Housing transferred from LAN MOD
08/08/24	Burgess Moving & Storage	14915686	21	6250		1,185.00					moving labor
09/03/24	DEPART. OF TOXIC SUBSTANCE CONTROL	FT00000407	21	6250		3,522.59					DTSC Fees, warrant #14924406 8/17/2024
09/18/24	DEPART. OF TOXIC SUBSTANCE CONTROL	14951787	21	6250		2,178.43					DTSC Fee
08/08/24	BERNARDS GMP	14915674	21	6270			1,529,893.00				Pay APP#4 - July 2024
09/16/24	BERNARDS GMP	14949319	21	6270			1,254,192.00				PayAPP#5 - August 2024
08/14/24	Elite Modular Leasing and Sales	14920265	21	6276			104,910.00				10 Classrooms lease for 8/1/2024 - 7/31/2025
08/14/24	Elite Modular Leasing and Sales	14920267	21	6276			27,195.96				1 Restroom Building lease for 8/1/2024 - 7/31/2025
09/09/24	Elite Modular Leasing and Sales	14942395	21	6276			900.45				HVAC repair
09/09/24	MTGL, INC.	14942006	21	6280				39,278.04			Material Testing & Inspection - July 2024
08/14/24	Vital Inspection Services INC	14920284	21	6290					21,275.00		DSA Inspections for SS MOD - July 2024
09/16/24	Vital Inspection Services INC	14949330	21	6290					24,265.00		DSA Inspections for SS MOD - August 2024
Totals					-	50,422.17	2,917,091.41	39,278.04	45,540.00	-	Total Project Costs: 3,052,331.62

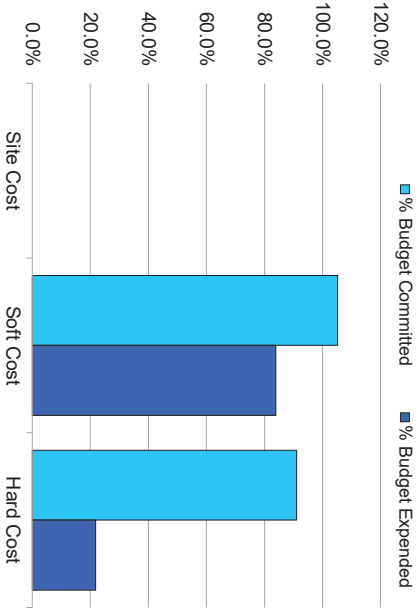


Sunny Sands Elementary School - SS MOD - PH1 (SS MOD)

Summary Status

Description	Budgeted	Committed	Expended
Site Cost	-	-	-
Soft Cost	4,195,228	4,414,934	3,522,017
Hard Cost	69,099,821	62,929,507	15,059,911
Contingency	2,984,733	-	-
Total	76,279,782	67,344,441	18,581,929
Budgeted Hard Cost		90.6%	

Progress



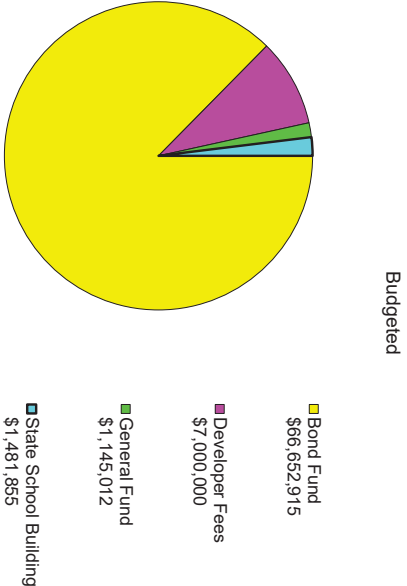
Budget Status

Initial Amount	1,000,000
Approved Changes	75,279,782
Pending Changes	-
Total	76,279,782
Budgeted Contingency 3.9%	

Committed Status

Initial Contracted AMT	66,946,706
Contract Changes	397,735
Total	67,344,441
Budget Committed 88.3%	

Funding Sources



Expenditure Status

Paid	16,805,760
Construction Withholds	1,776,169
Total	18,581,929
Budget Expended 24.4%	

Construction Contract Status

Contract Name	Initial AMT	Current AMT	% Chng	Pending Changes	Work in Place	% Cmpit	CCD Date	NOC Date
BERNARDS - C0004737 IH	4,128,204	3,338,767	-19.1%	-	3,396,806	101.7%	12/31/2023	09/04/2024
BERNARDS - C0004900	59,006,198	59,006,198	0.0%	(3,239,243)	11,126,333	18.9%	02/24/2027	
Total	63,134,402	62,344,965	-1.3%	(3,239,243)	14,523,139	23.3%		